

Electromechanical Door Locks

001Touch™ Keyless Electronic Deadlatch

General Description

For 30 years Lockwood's iconic 001 has been securing homes in Australia. The 001 as we know it today has now become digital. As with the original product, the 001Touch™ uses the 001 Deadlatch to secure the door internally however, the external cylinder has been replaced with a stylish digital touch screen keypad. The ability to use a pin code or key card offers a convenient keyless solution.

Key Features

Touch screen Keypad

The touch screen keypad has no mechanical buttons which means no trace of your secret pin code.

4-12 Digit pin code

Choose a pin code from 4 – 12 digits, this could be ideal for children or occupants that loose keys on a regular basis.

Key Cards

Program up to 20 Key cards into your lock and have the ability to remove them individually.

Tested in accordance with AS4145.2-2008

The 001Touch has been tested in accordance with the Australian lock standard. Please refer to website for more information.

Secure Mode

You have the option to lock the 001Touch with the internal key, the key card and pin number automatically unlocks upon entry. This safetyRelease function minimise the chance being locked inside your house.

Low power consumption

Unlock your door up to 10,000 times with one set of 4 x AA batteries. We recommend the batteries are changed every 12 months regardless.

Outdoor weather resistant keypad


The Keypad is designed to withstand most weather conditions.

Master code

You will have the ability as a Master to add and delete users.

User code that expires

You have the ability to program a code that may last from 3 – 336 hours. This is ideal when a tradesman requires access to your house for a few hours or when your neighbour is looking after your home for up to 2 weeks and the duration you would like it to last.



Cryptic code function

Prevent others from identifying your pin code during access, the cryptic code function confuses the onlooker but at the same time allows you to still gain entry.

User codes and setting remain if batteries are removed

The settings, codes and key cards will remain programmed in the lock in the event the batteries are depleted.

Automatic Locking

Once the correct code or key card is presented, the lock will remain unlocked for 5 seconds and will lock automatically when the 5 seconds expire.

Visual guide for programming

For added convenience, a light guide will assist in the programming of some key features. (Refer installation guide)

Electromechanical Door Locks

001Touch™ Keyless Electronic Deadlatch

Low battery

When your battery reaches critical level (30%) a warning light will come on reminding you to change the battery.

Battery check function

The battery level can be checked without removing the batteries. With a simple sequence of buttons you can tell if your battery level is between 100% - 30%.

Emergency battery connection

In the event your battery goes flat you have two battery contact points that fit a standard 9V battery, you can place the battery here and power the lock temporarily to enter your pin or key card.

Keypad Case

High purity zinc alloy

Battery cover

High Quality ABS plastic

Backset

60mm

Latch

Stainless steel 18mm projection

Door thickness

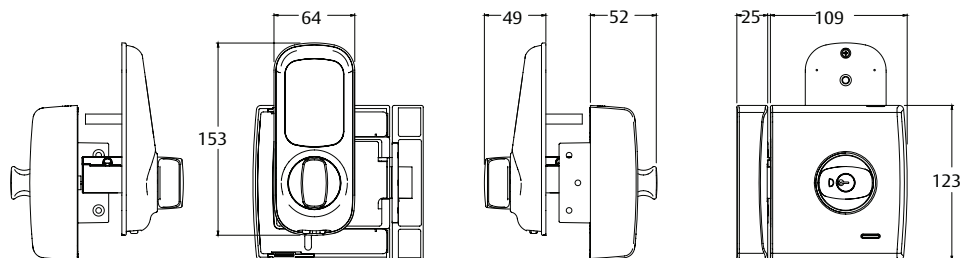
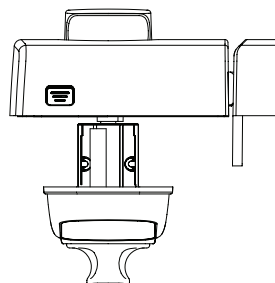
32 – 50mm

Cylinder

Only internal cylinder is present. External cylinder is replaced with a keypad and there is no key override

Finishes

Chrome plate CP



Description	Part Number
001Touch Chrome	001T-1K1CPDP
Keycard	RFKC10
Keyfob	RFKF10